



COVID-19 Daily Report *

4.16.2020

256

Total Cases to date



67

Hospitalized to date



8

Deaths to date



145

Recovered to date




99

Available hospital beds



Of the 256 cases...



VS.



43% male 57% female

256 cases based on age:

1%

<18

10%

19-29

26%

30-49

44%

50-69

19%

70+

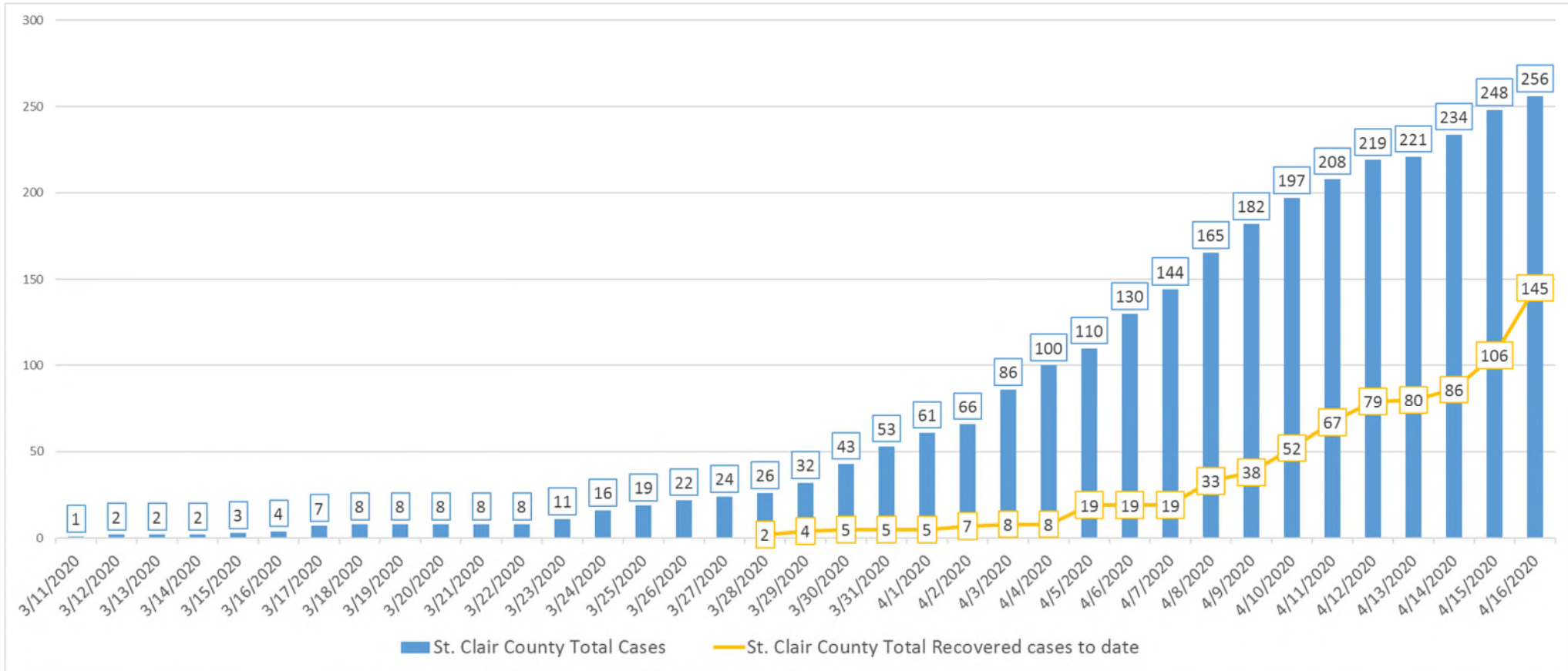
*This report is provisional and subject to change. As public health investigations of individual cases continue, there will be corrections to the status and details of referred cases that result in changes to this report.



As of 1:15 PM 4.16.2020

St. Clair County COVID-19 Data:

Total Cases & Recovered Cases by date#



Total Recovered Cases* to date: The total number of people recovered from all previous dates and the stated date combined

*Recovered Cases represents a patient removed from isolation by a public health nurse with their symptoms considerably improving

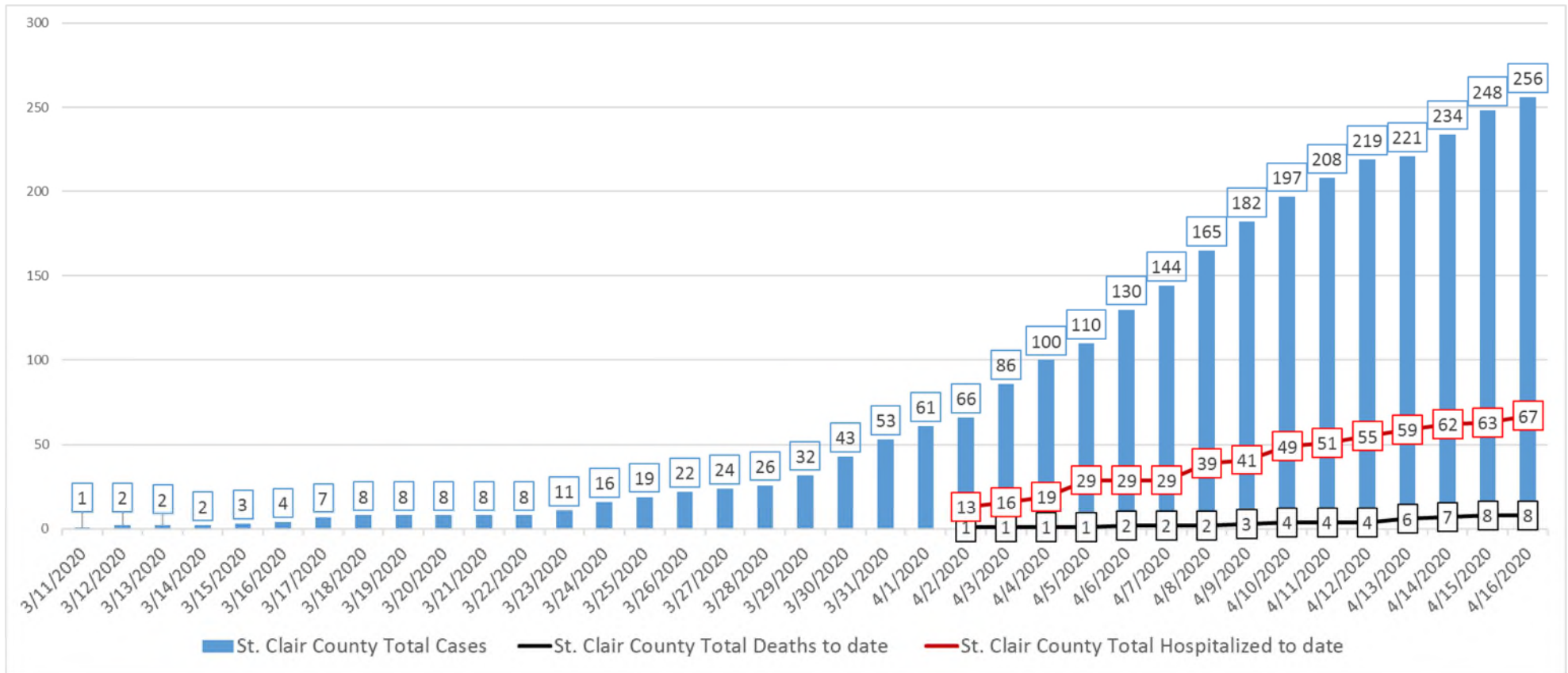
#This report is provisional and subject to change. As public health investigations of individual cases continue, there will be corrections to the status and details of referred cases that result in changes to this report.



As of 1:15 PM 4.16.2020

St. Clair County COVID-19 Data:

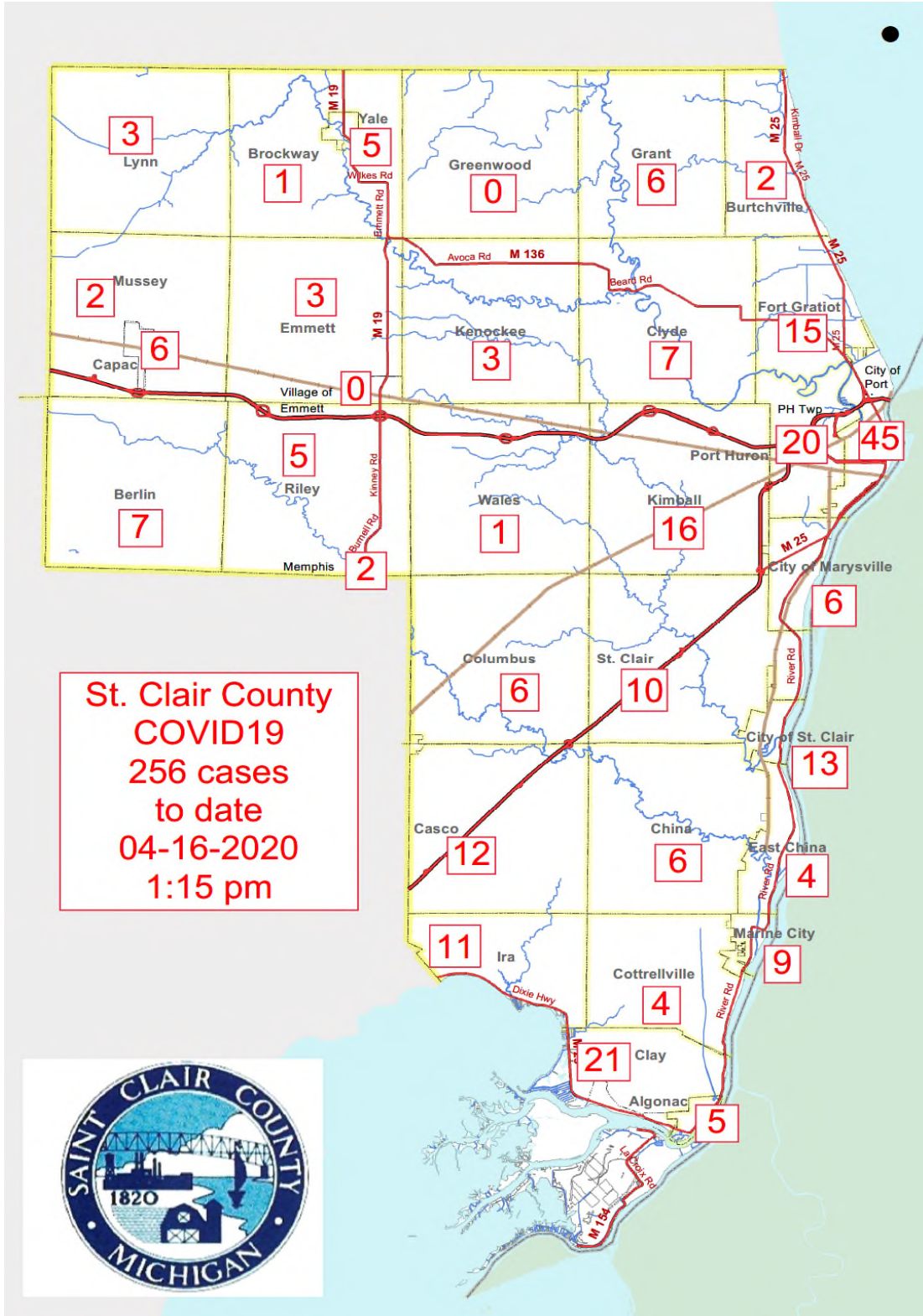
Total Cases, Deaths & Hospitalizations by date#:



Total Deaths to date: The total number of deaths for all previous dates and the stated date combined

Total Hospitalizations to date: The total number of hospitalizations for all previous dates and the stated date combined

#This report is provisional and subject to change. As public health investigations of individual cases continue, there will be corrections to the status and details of referred cases that result in changes to this report.



- This report is provisional and subject to change. As public health investigations of individual cases continue, there will be corrections to the status and details of referred cases that result in changes to this report.